

MINUTES OF COUNTY FINANCES
TREASURER'S REPORT

IN THE MATTER OF COUNTY FINANCES
IN THE HANDS OF JERRY YARBROUGH
TREASURER OF LAMB COUNTY, TEXAS


COMMISSIONER'S COURT
LAMB COUNTY, TEXAS
IN REGULAR SESSION,
4TH QUARTER 2016


1ST QUARTER 2016

IN ACCORDANCE with Section 114.026, Local Government Code, we, the undersigned, constituting the entire Commissioners Court of said County, certify that on the 14th day of November, 2016, at the Regular term of Court, we compared and examined the quarterly report of JERRY YARBROUGH, Treasurer of Lamb County, Texas for the 1st quarter, 2016, and finding the same correct, entered an order in the Minutes approving said Report, which states total cash and other assets on hand as \$ 9,777,093.03.


James M. DeLoach, County Judge


Cory DeBerry, Commissioner Pct. 1


Kent Lewis, Commissioner, Pct. 2



Danny Short, Commissioner Pct. 3


Jimmy Young, Commissioner, Pct. 4


SWORN TO AND SUBSCRIBED BEFORE ME, by James M. DeLoach, County Judge, and County Commissioners of said Lamb County, each respectively, on this the 14th day of November, A. D., 2016.


Attest: Tonya Ritchie, County Clerk

FILED FOR RECORD THIS 14th DAY OF November, A.D. 2016, and recorded on the 14th day of November, A.D. 2016.


Tonya Ritchie, County Clerk and
Ex-Officio Clerk of the Commissioners
Court in and for Lamb County, Texas

By:



LAMB COUNTY

1ST QUARTER

ENDING


MARCH 31, 2016

QUARTERLY INVESTMENT REPORT

QUARTERLY REPORT FOR PERIOD ENDING MARCH 31, 2016

SUBMITTED TO: COMMISSIONERS' COURT, LAMB COUNTY

PREPARED AND SUBMITTED BY: JERRY YARBROUGH
INVESTMENT OFFICER
COUNTY TREASURER


Signature

This report is made in accordance with provisions of Government Code 2256, the public Funds Investment Act, which requires quarterly reporting of investment transactions for the county funds to the commissioners' court. The investments held in Lamb County's portfolio comply with the Public Funds Investment Act and with the County's investment policy and strategies.

The cash availability in each account is monitored daily. The goal in each account is to maintain adequate monies to cover usual and customary monthly expenditures in each fund.

1ST QUARTER 2016

THE CASH IN OUR OPERATING ACCOUNTS (AIM BANK) IS MONITORED DAILY. ALL FUNDS ARE FIRST BASED ON THE NINETY DAY TREASURY BILL RATE ADJUSTED MONTHLY ON THE FIRST TUESDAY OF EACH MONTH.

AIM BANK

	<u>Amount on Deposit (All Accts.)</u>	<u>Interest Earned</u>	<u>Rate</u>
January	\$1,742,416.37	\$3,324.50	0.50%
February	\$2,710,218.92	\$3,745.14	0.50%
March	\$1,481,415.17	\$3,919.49	0.50%

Investors Cash Trust

	<u>Amount on Deposit</u>	<u>Interest Earned</u>	<u>Rate</u>
January	\$0.00	\$0.00	0.00%
February	\$0.00	\$0.00	0.00%
March	\$0.00	\$0.00	0.00%

TEXPOOL

	<u>Amount on Deposit</u>	<u>Interest Earned</u>	<u>Rate</u>
January	\$29.29	\$0.00	0.00%
February	\$29.29	\$0.00	0.00%
March	\$29.29	\$0.00	0.00%

Total interest earned for this quarter: \$19,131.87

Total interest earned Year to date: \$29,103.27
October 2015 through September 2016

LAMB COUNTY, TEXAS
CASH & INVESTMENTS BY FUND
AS OF: MARCH 31ST, 2016

FUND-ACCT. NO.	ACCOUNT NAME	CASH	INVESTMENTS	FUND TOTAL
010-GENERAL FUND				
=====				
010-1001	CLAIM ON CASH-GENERAL FUND	5,818,876.89		
010-1103	POOLED INVESTMENTS		0.00	
010-1105	TEXPOOL - GENERAL		11.26	
	TOTAL 010-GENERAL FUND	5,818,876.89	11.26	5,818,888.15
021-ROAD & BRIDGE 1				
=====				
021-1001	CLAIM ON CASH-R&B 1	284,701.20		
021-1103	POOLED INVESTMENTS		0.00	
021-1105	TEXPOOL - PRECINCT 1		7.83	
	TOTAL 021-ROAD & BRIDGE 1	284,701.20	7.83	284,709.03
022-ROAD & BRIDGE 2				
=====				
022-1001	CLAIM ON CASH-R&B 2	323,413.02		
022-1103	POOLED INVESTMENTS		0.00	
022-1105	INVESTMENT CD		0.00	
	TOTAL 022-ROAD & BRIDGE 2	323,413.02	0.00	323,413.02
023-ROAD & BRIDGE 3				
=====				
023-1001	CLAIM ON CASH-R&B 3	185,041.87		
023-1103	POOLED INVESTMENTS		0.00	
023-1105	INVESTMENT CD		0.00	
	TOTAL 023-ROAD & BRIDGE 3	185,041.87	0.00	185,041.87
024-ROAD & BRIDGE 4				
=====				
024-1001	CLAIM ON CASH-R&B 4	547,576.74		
024-1103	POOLED INVESTMENTS		0.00	
024-1105	INVESTMENT CD		0.00	
	TOTAL 024-ROAD & BRIDGE 4	547,576.74	0.00	547,576.74
055-LAMB HEALTHCARE CENTER				
=====				
055-1000	HOSPITAL CASH	1,547,212.87		
055-1001	LAMB CO HOSPITAL CASH	0.00		
055-1103	SECURITY STATE CD		0.00	
055-1105	TEXPOOL - HOSPITAL		10.20	
	TOTAL 055-LAMB HEALTHCARE CENTER	1,547,212.87	10.20	1,547,223.07

FUND-ACCT. NO.	ACCOUNT NAME	CASH	INVESTMENTS	FUND TOTAL
<u>056-BAIL BOND BOARD ACCOUNT</u>				
056-1001	CLAIM ON CASH-BAIL BOND (APPLI	6,264.83		
	TOTAL 056-BAIL BOND BOARD ACCUNT	<u>6,264.83</u>	<u>0.00</u>	<u>6,264.83</u>
<u>057-JURY FUND</u>				
057-1001	CLAIM ON CASH-JURY FUND	40,020.20		
057-1103	POOLED INVESTMENTS		0.00	
057-1105	INVESTMENT		0.00	
	TOTAL 057-JURY FUND	<u>40,020.20</u>	<u>0.00</u>	<u>40,020.20</u>
<u>059-GRANTS FUND</u>				
059-1001	CLAIM ON CASH-GRANT FUND	40,354.96		
	TOTAL 059-GRANTS FUND	<u>40,354.96</u>	<u>0.00</u>	<u>40,354.96</u>
<u>060-LIBRARY GRANTS</u>				
060-1001	CLAIM ON CASH-LIBRARY GRANTS	(644.94)		
	TOTAL 060-LIBRARY GRANTS	<u>(644.94)</u>	<u>0.00</u>	<u>(644.94)</u>
<u>083-CHILD ABUSE PREV/FAM PROT</u>				
083-1001	CLAIM ON CASH-CHILD ABUSE/FAM	8,514.00		
	TOTAL 083-CHILD ABUSE PREV/FAM PROT	<u>8,514.00</u>	<u>0.00</u>	<u>8,514.00</u>
<u>084-COURT HOUSE SECURITY</u>				
084-1001	CLAIM ON CASH-COURT HOUSE SECU	25,141.41		
084-1103	POOLED INVESTMENTS		0.00	
	TOTAL 084-COURT HOUSE SECURITY	<u>25,141.41</u>	<u>0.00</u>	<u>25,141.41</u>
<u>085-COMM COURT RECORDS PRES</u>				
085-1001	CLAIM ON CASH-CC RECORDS PRES	32,689.01		
085-1103	POOLED INVESTMENTS		0.00	
	TOTAL 085-COMM COURT RECORDS PRES	<u>32,689.01</u>	<u>0.00</u>	<u>32,689.01</u>
<u>086-COUNTY CLERK RECORDS PRES</u>				
086-1001	CLAIM ON CASH-CO CLERK RECORDS	25,790.99		
086-1103	POOLED INVESTMENTS		0.00	
	TOTAL 086-COUNTY CLERK RECORDS PRES	<u>25,790.99</u>	<u>0.00</u>	<u>25,790.99</u>

FUND-ACCT. NO.	ACCOUNT NAME	CASH	INVESTMENTS	FUND TOTAL
087-DIST CLERK RECORDS PRES				
=====				
087-1001	CLAIM ON CASH-DIST CLERK RECOR	7,032.22		
087-1103	POOLED INVESTMENTS		0.00	
TOTAL 087-DIST CLERK RECORDS PRES		7,032.22	0.00	7,032.22
088-COUNTY & DISTRICT TECH FU				
=====				
088-1001	CLAIM ON CASH-CO & DIST TECH	1,858.58		
TOTAL 088-COUNTY & DISTRICT TECH FU		1,858.58	0.00	1,858.58
089-DIST COURTS TECH/ARCHIVE				
=====				
089-1001	CLAIM ON CASH-DIST COURT ARCHI	5,554.59		
TOTAL 089-DIST COURTS TECH/ARCHIVE		5,554.59	0.00	5,554.59
131-JP TECHNOLOGY FUND				
=====				
131-1001	CLAIM ON CASH-JP TECHNOLOGY	17,494.53		
131-1103	POOLED INVESTMENTS		0.00	
TOTAL 131-JP TECHNOLOGY FUND		17,494.53	0.00	17,494.53
133-JP SECURITY FUND				
=====				
133-1001	CLAIM ON CASH-JP SECURITY	12,297.53		
133-1103	POOLED INVESTMENTS		0.00	
TOTAL 133-JP SECURITY FUND		12,297.53	0.00	12,297.53
140-JUVENILE PROBATION FUND				
=====				
140-1001	CLAIM ON CASH-JUV PROBATION	(18,193.94)		
140-1003	JPO RESTITUTION ACCT	220.00		
TOTAL 140-JUVENILE PROBATION FUND		(17,973.94)	0.00	(17,973.94)
141-STAND GRANT				
=====				
141-1001	CLAIM ON CASH-STAND GRANT	(24,687.08)		
TOTAL 141-STAND GRANT		(24,687.08)	0.00	(24,687.08)
142-TITLE IV-E FUND				
=====				
142-1000	IV-E CASH ACCOUNT	7,190.23		
142-1001	CLAIM ON CASH- IV-E	0.00		
TOTAL 142-TITLE IV-E FUND		7,190.23	0.00	7,190.23

FUND-ACCT. NO.	ACCOUNT NAME	CASH	INVESTMENTS	FUND TOTAL
143-LAMB COUNTY 4-H ACTION				
=====				
143-1000	LAMB COUNTY 4H ACTION FOR KIDS	0.00		
	TOTAL 143-LAMB COUNTY 4-H ACTION	0.00	0.00	0.00
144-JPO-STATE AID				
=====				
144-1001	CLAIM ON CASH-JPO STATE AID	39,258.36		
	TOTAL 144-JPO-STATE AID	39,258.36	0.00	39,258.36
150-CO CLERK ELECTION ADMIN				
=====				
150-1001	CLAIM ON CASH-ELECTION ADMIN	893.36		
	TOTAL 150-CO CLERK ELECTION ADMIN	893.36	0.00	893.36
151-CO CLERK RECORDS ARCHIVE				
=====				
151-1001	CLAIM ON CASH-CO CLERK ARCHIVE	62,092.20		
	TOTAL 151-CO CLERK RECORDS ARCHIVE	62,092.20	0.00	62,092.20
165-TAX A/C- VOTER REG FUND				
=====				
165-1000	CASH-TAX A/C VOTER REG ACCT	6.57		
	TOTAL 165-TAX A/C- VOTER REG FUND	6.57	0.00	6.57
171-VCLG GRANT				
=====				
171-1001	CLAIM ON CASH-VCLG GRANT	3,561.24		
	TOTAL 171-VCLG GRANT	3,561.24	0.00	3,561.24
173-PRE-TRIAL DIVERSION				
=====				
173-1001	CLAIM ON CASH-PRE-TRIAL DIVERS	60,260.86		
173-1103	POOLED INVESTMENTS		0.00	
	TOTAL 173-PRE-TRIAL DIVERSION	60,260.86	0.00	60,260.86
174-DWI VIDEO FUND				
=====				
174-1001	CLAIM ON CASH-DWI VIDEO	3,576.66		
	TOTAL 174-DWI VIDEO FUND	3,576.66	0.00	3,576.66
175-CO ATTY DRUG FORFEITURE				
=====				
175-1000	CO ATTY DRUG FORFEITURE ACCT	53,880.53		
175-1001	CLAIM ON CASH-CA FORFEITURE	0.00		
	TOTAL 175-CO ATTY DRUG FORFEITURE	53,880.53	0.00	53,880.53

FUND-ACCT. NO.	ACCOUNT NAME	CASH	INVESTMENTS	FUND TOTAL
176-CO ATTY HOT CK FEE FUND				
176-1000	CO ATTY HOT CHECK FEE FUND	2,643.46		
176-1001	CLAIM ON CASH-HOT CK FEE FUND	0.00		
	TOTAL 176-CO ATTY HOT CK FEE FUND	2,643.46	0.00	2,643.46
180-SHERIFF COMMISSARY FUND				
180-1000	SHERIFF COMMISSARY ACCT	19,577.32		
	TOTAL 180-SHERIFF COMMISSARY FUND	19,577.32	0.00	19,577.32
181-SHERIFF FORFEITURE-STATE				
181-1000	SHERIFF FORFEITURE-STATE CASH	74,188.69		
	TOTAL 181-SHERIFF FORFEITURE-STATE	74,188.69	0.00	74,188.69
182-SHERIFF FORFEITURE-FEDERA				
182-1000	SHERIFF FOREFITURE-FED CASH	0.00		
	TOTAL 182-SHERIFF FORFEITURE-FEDERA	0.00	0.00	0.00
190-COUNTY LIBRARY-LITTLEFIEL				
190-1000	LFD-LAMB CO LIBRARY ADV BOARD	1,162.21		
190-1001	CLAIM ON CASH-LFD LIBRARY	1,054.07		
	TOTAL 190-COUNTY LIBRARY-LITTLEFIEL	2,216.28	0.00	2,216.28
191-OLTON LIBRARY				
191-1000	OLTON LIBRARY LOCAL DONATIONS	863.27		
191-1001	CLAIM ON CASH-OLT LIBRARY	450.00		
	TOTAL 191-OLTON LIBRARY	1,313.27	0.00	1,313.27
195-HISTORICAL COMMISSION				
195-1001	CLAIM ON CASH-HISTORICAL COMMI	8.46		
	TOTAL 195-HISTORICAL COMMISSION	8.46	0.00	8.46
301-CAPITAL PROJECTS				
301-1001	CLAIM ON CASH-CAP PROJECTS	7.17		
301-1103	POOLED INVESTMENTS		0.00	
	TOTAL 301-CAPITAL PROJECTS	7.17	0.00	7.17

FUND-ACCT. NO.	ACCOUNT NAME	CASH	INVESTMENTS	FUND TOTAL
502-DISTRICT CLERK				
=====				
502-1002	DIST CLERK ACCOUNT	291,026.14		
502-1004	DIST CLERK-CIVIL FEES	40,492.08		
502-1005	DIST CLERK-CRIMINAL FEES	17,957.73		
502-1006	DISTRICT CLERK TRUST ACCOUNTS	23,535.01		
	TOTAL 502-DISTRICT CLERK	292,026.80	0.00	292,026.80
504-COUNTY CLERK				
=====				
504-1002	CO CLERK CASH BOND-CRIMINAL	17,513.00		
504-1004	CO CLERK-GENERAL FUND CASH	55.10		
504-1005	CO CLERK-CRIM PARTIAL PMT	1,674.32		
504-1006	CO CLERK-TRUST ACCOUNTS	0.00		
	TOTAL 504-COUNTY CLERK	19,242.42	0.00	19,242.42
505-TAX ACCESSOR/COLLECTOR				
=====				
505-1004	TAX A/C- AUTO ACCT AIM BANK	129,324.28		
505-1005	TAX A/C- AUTO ACCT FIRST UNITE	412.34		
505-1006	TAX A/C-AUTO ACCT HAPPY STATE	1.11		
505-1007	TAX A/C- TAX ACCOUNT	5,177.28		
505-1008	TAX A/C- ESCROW ACCOUNT	1,923.93		
	TOTAL 505-TAX ACCESSOR/COLLECTOR	136,838.94	0.00	136,838.94
506-COUNTY TREASURER				
=====				
506-1002	LAMB CO CAFETERIA PLAN ACCT	4,832.78		
506-1006	SPADE ACCOUNT-GRANT	0.00		
506-1007	CASH-LAMB CO BAIL BONDS ACCT	12,281.92		
506-1008	TREAS CASH BOND ACCOUNT	12,750.00		
	TOTAL 506-COUNTY TREASURER	29,864.70	0.00	29,864.70
507-COUNTY ATTORNEY				
=====				
507-1006	CO ATTY SEIZURE ACCOUNT	4,506.52		
507-1007	CO ATTY TRUST HOT CHECK FUND	3,640.30		
	TOTAL 507-COUNTY ATTORNEY	8,146.82	0.00	8,146.82
509-ADULT PROBATION				
=====				
509-1002	154th J.D. -PTAF CASH ACCOUNT	2,981.00		
509-1004	LAMB COUNTY PTAF-CASH ACCOUNT	0.00		
	TOTAL 509-ADULT PROBATION	2,981.00	0.00	2,981.00

FUND-ACCT. NO.	ACCOUNT NAME	CASH	INVESTMENTS	FUND TOTAL
511-JUSTICE OF THE PEACE				
=====				
511-1011	JP 1 CASH ACCOUNT	1,563.11		
511-1012	JP 2 CASH ACCOUNT	(566.71)		
511-1013	JP 3 CASH ACCOUNT	1,236.38		
511-1014	JP 4 CASH ACCOUNT	232.46		
TOTAL 511-JUSTICE OF THE PEACE		2,465.24	0.00	2,465.24
515-SHERIFF				
=====				
515-1003	SHERIFF BOND FEES-0244716	0.00		
515-1006	SHERIFF SEIZURE-STATE CASH	1.00		
515-1007	SHERIFF PETTY CASH ACCT	0.00		
515-1008	SHERIFF LEOSE CASH ACCOUNT	14,449.89		
515-1009	SHERIFF PRISONER TRUST CASH	7,088.43		
515-1010	SHERIFF UNCLAIMED PRISONER ACC	0.00		
515-1011	SHERIFF TRUST ACCOUNT	516.75		
515-1013	SHERIFF TOYS FOR KIDS CASH ACC	8,002.53		
TOTAL 515-SHERIFF		30,058.60	0.00	30,058.60
600-ADULT-BASIC SUPERVISION				
=====				
600-1000	CSCD CASH-AIM BANK	0.00		
600-1001	CLAIM ON CASH-CSCD BASIC SUPER	38,009.75		
TOTAL 600-ADULT-BASIC SUPERVISION		38,009.75	0.00	38,009.75
601-ADULT-CCP COMMUNITY CORRE				
=====				
601-1000	CCP COMMUNITY CORRECTIONS	0.00		
601-1001	CLAIM ON CASH-CSCD CCP COMMUNI	6,452.93		
TOTAL 601-ADULT-CCP COMMUNITY CORRE		6,452.93	0.00	6,452.93
801-DEBT SERVICE				
=====				
801-1001	CLAIM ON CASH-DEBT SERVICE	894.88		
801-1103	POOLED INVESTMENTS		0.00	
801-1105	DEBT SERVICE INVESTMENT		0.00	
TOTAL 801-DEBT SERVICE		894.88	0.00	894.88
<hr/>				
TOTAL CASH & INVESTMENTS		9,777,063.74	29.29	9,777,093.03
		=====	=====	=====

*** END OF REPORT ***

		BEGINNING BALANCE	TOTAL DEBITS	TOTAL CREDITS	ENDING BALANCE	AVERAGE DAILY BALANCE
GENERAL FUND						
010-1001	CLAIM ON CASH-GE	6,197,196.23	1,205,897.72	1,584,217.06CR	5,818,876.89	6,120,753.39
010-1105	TEXPOOL - GENERA	11.26	0.00	0.00	11.26	11.26
	FUND 010 TOTAL	6,197,207.49	1,205,897.72	1,584,217.06CR	5,818,888.15	6,120,764.65
ROAD & BRIDGE 1						
021-1001	CLAIM ON CASH-R&	281,292.71	117,639.51	114,231.02CR	284,701.20	283,091.91
021-1105	TEXPOOL - PRECIN	7.83	0.00	0.00	7.83	7.83
	FUND 021 TOTAL	281,300.54	117,639.51	114,231.02CR	284,709.03	283,099.74
ROAD & BRIDGE 2						
022-1001	CLAIM ON CASH-R&	325,406.51	117,741.34	119,734.83CR	323,413.02	320,985.54
	FUND 022 TOTAL	325,406.51	117,741.34	119,734.83CR	323,413.02	320,985.54
ROAD & BRIDGE 3						
023-1001	CLAIM ON CASH-R&	182,510.40	117,517.91	114,986.44CR	185,041.87	181,678.55
	FUND 023 TOTAL	182,510.40	117,517.91	114,986.44CR	185,041.87	181,678.55
ROAD & BRIDGE 4						
024-1001	CLAIM ON CASH-R&	516,214.28	118,171.09	86,808.63CR	547,576.74	532,055.03
	FUND 024 TOTAL	516,214.28	118,171.09	86,808.63CR	547,576.74	532,055.03
LAMB HEALTHCARE CENTER						
055-1000	HOSPITAL CASH	826,861.31	3,878,329.77	3,157,978.21CR	1,547,212.87	867,689.51
055-1105	TEXPOOL - HOSPIT	10.20	0.00	0.00	10.20	10.20
	FUND 055 TOTAL	826,871.51	3,878,329.77	3,157,978.21CR	1,547,223.07	867,699.71
BAIL BOND BOARD ACCOUNT						
056-1001	CLAIM ON CASH-BA	6,256.86	13.29	5.32CR	6,254.83	6,259.54
	FUND 056 TOTAL	6,256.86	13.29	5.32CR	6,264.83	6,259.54
JURY FUND						
057-1001	CLAIM ON CASH-JU	44,454.45	6,103.87	10,538.12CR	40,020.20	42,124.45
	FUND 057 TOTAL	44,454.45	6,103.87	10,538.12CR	40,020.20	42,124.45

		BEGINNING BALANCE	TOTAL DEBITS	TOTAL CREDITS	ENDING BALANCE	AVERAGE DAILY BALANCE
GRANTS FUND						
059-1001	CLAIM ON CASH-GR	40,354.96	0.00	0.00	40,354.96	40,354.96
	FUND 059 TOTAL	40,354.96	0.00	0.00	40,354.96	40,354.96
LIBRARY GRANTS						
060-1001	CLAIM ON CASH-LI	14.47CR	0.00	630.47CR	644.94CR	256.45CR
	FUND 060 TOTAL	14.47CR	0.00	630.47CR	644.94CR	256.45CR
EMERGENCY FOOD & SHELTER						
061-1000	PUBLIC ASST FOOD	0.00	0.00	0.00	0.00	0.00
	FUND 061 TOTAL	0.00	0.00	0.00	0.00	0.00
TEXAS CAPITAL FUND GRANT						
062-1000	TEXAS CAPITAL FU	0.00	0.00	0.00	0.00	0.00
	FUND 062 TOTAL	0.00	0.00	0.00	0.00	0.00
CHILD ABUSE PREV/FAM PROT						
083-1001	CLAIM ON CASH-CH	8,394.00	120.00	0.00	8,514.00	8,432.90
	FUND 083 TOTAL	8,394.00	120.00	0.00	8,514.00	8,432.90
COURT HOUSE SECURITY						
084-1001	CLAIM ON CASH-CO	23,824.80	1,832.75	516.14CR	25,141.41	24,195.72
	FUND 084 TOTAL	23,824.80	1,832.75	516.14CR	25,141.41	24,195.72
COMM COURT RECORDS PRES						
085-1001	CLAIM ON CASH-CC	31,198.70	1,516.23	25.92CR	32,689.01	31,735.66
	FUND 085 TOTAL	31,198.70	1,516.23	25.92CR	32,689.01	31,735.66
COUNTY CLERK RECORDS PRES						
086-1001	CLAIM ON CASH-CO	29,034.29	6,184.15	9,427.45CR	25,790.99	26,939.47
	FUND 086 TOTAL	29,034.29	6,184.15	9,427.45CR	25,790.99	26,939.47

		BEGINNING BALANCE	TOTAL DEBITS	TOTAL CREDITS	ENDING BALANCE	AVERAGE DAILY BALANCE
DIST CLERK RECORDS PRES						
087-1001	CLAIM ON CASH-DI	6,310.81	726.51	5.10CR	7,032.22	6,599.34
	FUND 087 TOTAL	6,310.81	726.51	5.10CR	7,032.22	6,599.34
COUNTY & DISTRICT TECH FU						
088-1001	CLAIM ON CASH-CO	1,660.46	199.46	1.34CR	1,858.58	1,740.59
	FUND 088 TOTAL	1,660.46	199.46	1.34CR	1,858.58	1,740.59
DIST COURTS TECH/ARCHIVE						
089-1001	CLAIM ON CASH-DI	5,288.75	270.22	4.38CR	5,554.59	5,375.32
	FUND 089 TOTAL	5,288.75	270.22	4.38CR	5,554.59	5,375.32
JP TECHNOLOGY FUND						
131-1001	CLAIM ON CASH-JP	16,812.91	990.13	308.51CR	17,494.53	16,980.18
	FUND 131 TOTAL	16,812.91	990.13	308.51CR	17,494.53	16,980.18
JP SECURITY FUND						
133-1001	CLAIM ON CASH-JP	12,078.48	229.19	10.14CR	12,297.53	12,154.09
	FUND 133 TOTAL	12,078.48	229.19	10.14CR	12,297.53	12,154.09
CO CLERK ELECTION ADMIN						
150-1001	CLAIM ON CASH-EL	893.36	0.00	0.00	893.36	893.36
	FUND 150 TOTAL	893.36	0.00	0.00	893.36	893.36
CO CLERK RECORDS ARCHIVE						
151-1001	CLAIM ON CASH-CO	56,162.34	5,975.62	45.76CR	62,092.20	58,766.02
	FUND 151 TOTAL	56,162.34	5,975.62	45.76CR	62,092.20	58,766.02
TAX A/C- VOTER REG FUND						
165-1000	CASH-TAX A/C VOT	6.57	0.00	0.00	6.57	6.57
	FUND 165 TOTAL	6.57	0.00	0.00	6.57	6.57

		BEGINNING BALANCE	TOTAL DEBITS	TOTAL CREDITS	ENDING BALANCE	AVERAGE DAILY BALANCE
PRE-TRIAL DIVERSION						
173-1001	CLAIM ON CASH-PR	61,777.82	3,832.60	5,349.56CR	60,260.86	62,429.36
	FUND 173 TOTAL	61,777.82	3,832.60	5,349.56CR	60,260.86	62,429.36
DWI VIDEO FUND						
174-1001	CLAIM ON CASH-DW	3,510.17	69.45	2.96CR	3,576.66	3,531.32
	FUND 174 TOTAL	3,510.17	69.45	2.96CR	3,576.66	3,531.32
CO ATTY DRUG FORFEITURE						
175-1000	CO ATTY DRUG FOR	53,813.42	67.11	0.00	53,880.53	53,836.51
	FUND 175 TOTAL	53,813.42	67.11	0.00	53,880.53	53,836.51
CO ATTY HOT CK FEE FUND						
176-1000	CO ATTY HOT CHEC	1,958.52	684.94	0.00	2,643.46	2,365.71
	FUND 176 TOTAL	1,958.52	684.94	0.00	2,643.46	2,365.71
SHERIFF COMMISSARY FUND						
180-1000	SHERIFF COMMISSA	18,071.44	4,935.70	3,429.82CR	19,577.32	18,485.70
	FUND 180 TOTAL	18,071.44	4,935.70	3,429.82CR	19,577.32	18,485.70
SHERIFF FORFEITURE-STATE						
181-1000	SHERIFF FORFEITU	74,096.28	92.41	0.00	74,188.69	74,128.08
	FUND 181 TOTAL	74,096.28	92.41	0.00	74,188.69	74,128.08
SHERIFF FORFEITURE-FEDERA						
182-1000	SHERIFF FOREFITU	0.00	0.00	0.00	0.00	0.00
	FUND 182 TOTAL	0.00	0.00	0.00	0.00	0.00
COUNTY LIBRARY-LITTLEFIEL						
190-1000	LFD-LAMB CO LIBR	1,160.77	1.44	0.00	1,162.21	1,161.27
190-1001	CLAIM ON CASH-LF	734.60	2,716.45	2,396.98CR	1,054.07	1,414.09
	FUND 190 TOTAL	1,895.37	2,717.89	2,396.98CR	2,216.28	2,575.36

		BEGINNING BALANCE	TOTAL DEBITS	TOTAL CREDITS	ENDING BALANCE	AVERAGE DAILY BALANCE
OLTON LIBRARY						
191-1000	OLTON LIBRARY LO	862.19	1.08	0.00	863.27	862.56
191-1001	CLAIM ON CASH-OL	450.00	0.00	0.00	450.00	450.00
FUND 191 TOTAL		1,312.19	1.08	0.00	1,313.27	1,312.56
HISTORICAL COMMISSION						
195-1001	CLAIM ON CASH-HI	8.46	0.00	0.00	8.46	8.46
FUND 195 TOTAL		8.46	0.00	0.00	8.46	8.46
CAPITAL PROJECTS						
301-1001	CLAIM ON CASH-CA	7.17	0.00	0.00	7.17	7.17
FUND 301 TOTAL		7.17	0.00	0.00	7.17	7.17
DISTRICT CLERK						
502-1002	DIST CLERK ACCOU	347,978.71	0.00	56,952.57CR	291,026.14	337,965.07
502-1004	DIST CLERK-CIVIL	19,229.49	9,900.00	69,621.57CR	40,492.08CR	1,534.90
502-1005	DIST CLERK-CRIMI	8,416.40	9,541.33	0.00	17,957.73	11,253.04
502-1006	DISTRICT CLERK T	23,535.01	0.00	0.00	23,535.01	23,535.01
FUND 502 TOTAL		399,159.61	19,441.33	126,574.14CR	292,026.80	374,288.02
COUNTY CLERK						
504-1002	CO CLERK CASH BO	15,868.00	4,903.00	3,258.00CR	17,513.00	17,192.40
504-1003	CO CLERK CASH BO	0.00	0.00	0.00	0.00	0.00
504-1004	CO CLERK-GENERAL	221.90CR	5,687.99	5,410.99CR	55.10	6.36
504-1005	CO CLERK-CRIM PA	1,614.32	1,119.99	1,059.99CR	1,674.32	1,634.43
504-1006	CO CLERK-TRUST A	0.00	0.00	0.00	0.00	0.00
FUND 504 TOTAL		17,260.42	11,710.98	9,728.98CR	19,242.42	18,833.19
TAX ACCESSOR/COLLECTOR						
505-1004	TAX A/C- AUTO AC	81,657.19	691,379.71	643,712.62CR	129,324.28	98,847.41
505-1005	TAX A/C- AUTO AC	28.59	3,734.05	3,350.30CR	412.34	60.85
505-1006	TAX A/C-AUTO ACC	215.11	8,018.52	8,232.52CR	1.11	104.83
505-1007	TAX A/C- TAX ACC	5,159.41	234.95	217.08CR	5,177.28	5,176.37
505-1008	TAX A/C- ESCROW	3,111.10	3.58	1,190.75CR	1,923.93	2,170.69
FUND 505 TOTAL		90,171.40	703,370.81	656,703.27CR	136,838.94	106,360.15

		BEGINNING BALANCE	TOTAL DEBITS	TOTAL CREDITS	ENDING BALANCE	AVERAGE DAILY BALANCE
COUNTY TREASURER						
506-1002	LAMB CO CAFETERI	8,189.49	7,261.36	10,618.07CR	4,832.78	5,888.64
506-1006	SPADE ACCOUNT-GR	0.00	0.00	0.00	0.00	0.00
506-1007	CASH-LAMB CO BAI	12,281.92	0.00	0.00	12,281.92	12,281.92
506-1008	TREAS CASH BOND	12,750.00	3,000.00	3,000.00CR	12,750.00	11,736.26
	FUND 506 TOTAL	33,221.41	10,261.36	13,618.07CR	29,864.70	25,906.82
COUNTY ATTORNEY						
507-1006	CO ATTY SEIZURE	2,566.52	1,940.00	0.00	4,506.52	3,611.14
507-1007	CO ATTY TRUST HO	3,640.30	22,484.62	22,484.62CR	3,640.30	4,366.93
	FUND 507 TOTAL	6,206.82	24,424.62	22,484.62CR	8,146.82	7,978.07
ADULT PROBATION						
509-1002	154th J.D. -PTAF	2,831.00	150.00	0.00	2,981.00	2,934.85
509-1004	LAMB COUNTY PTAF	0.00	0.00	0.00	0.00	0.00
	FUND 509 TOTAL	2,831.00	150.00	0.00	2,981.00	2,934.85
JUSTICE OF THE PEACE						
511-1011	JP 1 CASH ACCOUN	3,469.95	3,198.16	5,105.00CR	1,563.11	981.43
511-1012	JP 2 CASH ACCOUN	3.17	935.12	1,505.00CR	566.71CR	37.49CR
511-1013	JP 3 CASH ACCOUN	832.97	67,417.54	67,014.13CR	1,236.38	2,685.78
511-1014	JP 4 CASH ACCOUN	425.92	16,794.67	16,988.13CR	232.46	2,821.63
	FUND 511 TOTAL	4,732.01	88,345.49	90,612.26CR	2,465.24	6,451.35
SHERIFF						
515-1003	SHERIFF BOND FEE	0.00	0.00	0.00	0.00	0.00
515-1006	SHERIFF SEIZURE-	1.00	0.00	0.00	1.00	1.00
515-1007	SHERIFF PETTY CA	0.00	0.00	0.00	0.00	0.00
515-1008	SHERIFF LEOSE CA	12,054.32	2,401.22	5.65CR	14,449.89	12,530.26
515-1009	SHERIFF PRISONER	7,637.92	9,425.54	9,975.03CR	7,088.43	7,637.80
515-1010	SHERIFF UNCLAI ME	0.00	0.00	0.00	0.00	0.00
515-1011	SHERIFF TRUST AC	516.75	0.00	0.00	516.75	516.75
515-1013	SHERIFF TOYS FOR	7,992.55	9.98	0.00	8,002.53	7,995.98
	FUND 515 TOTAL	28,202.54	11,836.74	9,930.68CR	30,058.60	28,681.79
DEBT SERVICE						
801-1001	CLAIM ON CASH-DE	887.55	8.09	0.76CR	894.88	891.06
	FUND 801 TOTAL	887.55	8.09	0.76CR	894.88	891.06
	REPORT TOTALS	9,411,351.60	6,461,409.36	6,140,356.94CR	9,732,404.02	9,383,590.47

SELECTION CRITERIA

PRINT CURRENT

FUND: Exclude: 999
ACCOUNT TYPE: ALL CASH
TRANSACTION DATES: 1/01/2016 THRU 3/31/2016
PERIOD 13: EXCLUDE

PRINT OPTICNS

REPORT TYPE: SUMMARY
RECAP ONLY: YES
DESCRIPTIONS: NO

*** END OF REPORT ***

		BEGINNING BALANCE	TOTAL DEBITS	TOTAL CREDITS	ENDING BALANCE	AVERAGE DAILY BALANCE
JUVENILE PROBATION FUND						
140-1000	JUVENILE PROB CA	0.00	0.00	0.00	0.00	0.00
140-1001	CLAIM ON CASH-JU	21,099.35CR	68,745.87	65,840.46CR	18,193.94CR	28,996.79CR
140-1003	JPO RESTITUTION	306.41	564.19	650.60CR	220.00	340.35
140-1004	JPO-4-H ACTION F	0.00	0.00	0.00	0.00	0.00
	FUND 140 TOTAL	20,792.94CR	69,310.06	66,491.06CR	17,973.94CR	28,656.44CR
STAND GRANT						
141-1000	CASH-STAND ACCOU	0.00	0.00	0.00	0.00	0.00
141-1001	CLAIM ON CASH-ST	19,577.49CR	37,698.18	42,807.77CR	24,687.08CR	30,981.49CR
	FUND 141 TOTAL	19,577.49CR	37,698.18	42,807.77CR	24,687.08CR	30,981.49CR
TITLE IV-E FUND						
142-1000	IV-E CASH ACCOUN	11,971.57	19,052.29	23,833.63CR	7,190.23	4,824.86
142-1001	CLAIM ON CASH- I	0.00	0.00	0.00	0.00	0.00
	FUND 142 TOTAL	11,971.57	19,052.29	23,833.63CR	7,190.23	4,824.86
LAMB COUNTY 4-H ACTION						
143-1000	LAMB COUNTY 4H A	0.00	0.00	0.00	0.00	0.00
	FUND 143 TOTAL	0.00	0.00	0.00	0.00	0.00
JPO-STATE AID						
144-1001	CLAIM ON CASH-JP	17,636.66	54,965.00	33,343.30CR	39,258.36	29,976.79
	FUND 144 TOTAL	17,636.66	54,965.00	33,343.30CR	39,258.36	29,976.79
VCLG GRANT						
171-1001	CLAIM ON CASH-VC	3,512.49CR	7,355.57	7,404.32CR	3,561.24CR	3,599.66CR
	FUND 171 TOTAL	3,512.49CR	7,355.57	7,404.32CR	3,561.24CR	3,599.66CR
ADULT-BASIC SUPERVISION						
600-1000	CSCD CASH-AIM BA	0.00	0.00	0.00	0.00	0.00
600-1001	CLAIM ON CASH-CS	36,779.36	45,329.24	44,098.85CR	38,009.75	23,949.30
	FUND 600 TOTAL	36,779.36	45,329.24	44,098.85CR	38,009.75	23,949.30

	BEGINNING BALANCE	TOTAL DEBITS	TOTAL CREDITS	ENDING BALANCE	AVERAGE DAILY BALANCE
ADULT-CCP COMMUNITY CORRE 601-1001 CLAIM ON CASH-CS	5,050.26	8,138.37	6,735.70CR	6,452.93	1,916.50
FUND 601 TOTAL	5,050.26	8,138.37	6,735.70CR	6,452.93	1,916.50
REPORT TOTALS	27,554.93	241,848.71	224,714.63CR	44,689.01	2,570.14CR

SELECTION CRITERIA

PRINT CURRENT

FUND: All
ACCOUNT TYPE: ALL CASH
TRANSACTION DATES: 1/01/2016 THRU 3/31/2016
PERIOD 13: EXCLUDE

PRINT OPTIONS

REPORT TYPE: SUMMARY
RECAP ONLY: YES
DESCRIPTIONS: NO

*** END OF REPORT ***

Investment Portfolio Pledged Securities
 AIM BANK
 LITTLEFIELD, TX

InTrader (pledged)
 Last: 12/31/2015
 As-of: 01/31/2016
 2AM 1018373

Sec ID Loc	Ticket	Security Description Line 1	Security Description Line 2	Safekeeping Agent Rate	Maturity	Grp	Original Face S & P Par/Curr Face Moody	Priced Pledged	Book Value Market Value	
PLEGGED TO: lambc *LAMB COUNTY										
3138A7GY8	TIB	164039076	FNMA #AH5614	3.5	02/01/2026	305	2,610,000.00	01/26/2016	1,187,745.56	
3138ELUV3	TIB	164038151	FNMA #AL4195	3.5	06/01/2027	305	1,132,863.01	07/08/2015	1,198,243.26	
3138M5J75	TIB	164027259	FNMA #AP2085 ARM	1.931	08/01/2042	305	5,425,000.00	01/26/2016	3,349,114.06	
3138MBLV6	TIB	164029772	FNMA #AP7539	3	09/01/2027	305	3,199,685.13	12/19/2014	3,375,474.74	
31410LEA6	TIB	164024221	FNMA #890329	4	04/01/2026	305	3,000,000.00	01/26/2016	1,643,253.03	
31417YXZ5	TIB	213001967	FNMA #MA0695	4	04/01/2031	305	1,580,600.22	02/04/2013	1,643,782.28	
31418APG7	TIB	164033938	FNMA #MA1322	3	01/01/2023	305	2,450,000.00	01/26/2016	1,483,941.02	
31418ATJ7	TIB	219000475	FNMA #MA1452	3	05/01/2023	305	1,411,173.30	11/26/2013	1,468,736.13	
31418AUE6	TIB	219000774	FNMA #MA1480	3	06/01/2023	305	1,775,000.00	01/26/2016	743,382.19	
							695,359.07	04/09/2013	745,420.28	
							900,000.00	01/26/2016	371,807.76	
							343,717.55	02/04/2013	370,127.25	
							1,452,000.00	01/26/2016	750,833.06	
							731,695.51	04/09/2014	760,802.12	
							1,270,760.00	01/26/2016	704,331.29	
							683,732.80	03/05/2014	710,988.73	
							1,020,000.00	01/26/2016	583,564.07	
							568,394.60	12/19/2014	591,128.95	
TOTAL FOR PLEDGE ID lambc							Orig Face: 19,902,760.00	Current Face: 10,347,221.19	Market: 10,864,703.74	Book: 10,817,972.04
							Pledged: 9			

The information contained herein, while believed to be reliable, is not guaranteed.
 For assistance please contact TIB Investment Portfolio (866) 308-4842.



Investment Portfolio Pledged Securities

AIM BANK
LITTLEFIELD, TX

InTrader (pledged)
Last : 01/31/2016
As-of: 02/29/2016
2AIM 1018373

Sec ID	Ticket	Security Description Line 1	Security Description Line 2	Safekeeping Agent	Rate	Maturity	Grp	Original Face S & P	Original Face Moody	Par/Curr Face	Priced Pledged	Book Value	Market Value		
PLEGGED TO: lambc															
		*LAMB COUNTY													
3138A7GY8		FNMA #AH5614		THE INDEPENDENT BANKERSBANK	3.5	02/01/2026	305	2,610,000.00			02/25/2016	1,167,548.44			
TIB	164039076							1,114,725.81			07/08/2015	1,183,634.27			
3138ELUV3		FNMA #AL4195		THE INDEPENDENT BANKERSBANK	3.5	06/01/2027	305	5,425,000.00			02/25/2016	3,282,927.79			
TIB	164038151							3,139,588.93			12/19/2014	3,322,698.23			
3138M5J75		FNMA #AP2085 ARM		THE INDEPENDENT BANKERSBANK	1.933	08/01/2042	305	3,000,000.00			02/25/2016	1,632,724.09			
TIB	164027259							1,570,554.06			02/04/2013	1,631,644.75			
3138MBLV6		FNMA #AP7539		THE INDEPENDENT BANKERSBANK	3	09/01/2027	305	2,450,000.00			02/25/2016	1,458,331.01			
TIB	164029772							1,387,140.19			11/26/2013	1,450,509.23			
31410LEA6		FNMA #690329		THE INDEPENDENT BANKERSBANK	4	04/01/2026	305	1,775,000.00			02/25/2016	730,861.21			
TIB	164024221							683,877.75			04/09/2013	730,659.19			
31417YXZ5		FNMA #MA0695		THE INDEPENDENT BANKERSBANK	4	04/01/2031	305	900,000.00			02/25/2016	366,804.72			
TIB	213001967							339,154.45			02/04/2013	365,447.56			
31418APG7		FNMA #MA1322		THE INDEPENDENT BANKERSBANK	3	01/01/2023	305	1,452,000.00			02/25/2016	733,946.96			
TIB	164033938							715,777.91			04/09/2014	747,716.38			
31418ATJ7		FNMA #MA1452		THE INDEPENDENT BANKERSBANK	3	05/01/2023	305	1,270,760.00			02/25/2016	685,817.63			
TIB	219000475							666,336.48			03/05/2014	695,992.44			
TOTAL FOR PLEDGE ID lambc															
Pledged: 8												Orig Face: 18,882,760.00	Current Face: 9,617,155.58	Market: 10,128,302.05	Book: 10,058,961.85



Trusted.

Partner.

The information contained herein; while believed to be reliable, is not guaranteed.
For assistance please contact TIB Investment Portfolio (866) 308-4842.

Investment Portfolio Pledged Securities
 AIM BANK
 LITTLEFIELD, TX

InTrader (pledged)
 Last : 02/29/2016
 As-of: 03/31/2016
 2AIM 1018373

Sec ID Loc	Ticket	Security Description Line 1	Security Description Line 2	Safekeeping Agent	Rate	Maturity	Grp	Original Face S & P	Par/Curr Face Moody	Priced Pledged	Book Value	Market Value	
PLEGGED TO: Iambc *LAMB COUNTY													
3138A7GY8	164039076	FNMA #AH5614		THE INDEPENDENT BANKERSBANK	3.5	02/01/2026	305	2,610,000.00		03/28/2016	1,144,625.88		
3138ELUV3	164038151	FNMA #AL4195		THE INDEPENDENT BANKERSBANK	3.5	06/01/2027	305	1,093,922.28		07/09/2015	1,158,714.29		
3138M5J75	164027259	FNMA #AP2085 ARM		THE INDEPENDENT BANKERSBANK	1.933	08/01/2042	305	5,425,000.00		03/28/2016	3,219,474.52		
3138MBLV6	164029772	FNMA #AP7539		THE INDEPENDENT BANKERSBANK	3	09/01/2027	305	3,081,994.20		12/19/2014	3,252,414.52		
31410LEA6	164024221	FNMA #890329		THE INDEPENDENT BANKERSBANK	4	04/01/2026	305	3,000,000.00		03/28/2016	1,606,322.18		
31417YXZ5	213001967	FNMA #MA0695		THE INDEPENDENT BANKERSBANK	4	04/01/2031	305	1,545,225.18		02/04/2013	1,596,363.50		
31418APG7	164033938	FNMA #MA1322		THE INDEPENDENT BANKERSBANK	3	01/01/2023	305	2,450,000.00		03/28/2016	1,439,184.62		
31418ATJ7	219000475	FNMA #MA1452		THE INDEPENDENT BANKERSBANK	3	05/01/2023	305	1,369,255.04		11/26/2013	1,428,872.73		
TOTAL FOR PLEDGE ID Iambc													
										Orig Face: 18,882,760.00	Current Face: 9,452,797.29	Market: 9,928,729.70	Book: 9,880,986.30



Partner:

Trusted.

The information contained herein; while believed to be reliable, is not guaranteed.
 For assistance please contact TIB Investment Portfolio (866) 308-4842.